

Soften Oy
Sami Helle
Kärsämäentie 35 A
FI-20360 Turku
sami.helle@soften.fi



DETERMINATION OF ACOUSTIC ABSORPTION COEFFICIENT IN LABORATORY CONDITIONS

1 CLIENT

Soften Oy, Sami Helle. Tender November 21, 2022. Order November 21, 2022.

2 DESCRIPTION OF THE COMMISSION

Sound absorption coefficient α_s was measured for the specimen within 100–5000 Hz according to ISO 354:2003. Sound absorption class was determined according to EN ISO 11654:1997.

3 RESULTS

The weighted sound absorption coefficient α_w and the sound absorption class is described in table 1. Detailed results are presented in Annex 1.

Table 1. The weighted sound absorption coefficient α_w and the sound absorption class.

Description	α_w	Absorption class
Test A Soften Laine (8 mm PET felt, thickness 20 mm) Wool 30 mm Total thickness 50 mm	0.90	A

4 SIGNATURES



Valtteri Hongisto
Research Group Leader



Jarkko Hakala
Research Engineer

Turku University of Applied Sciences
Acoustics laboratory

ANNEXES

- Annex 1 – Test results (1 page)
- Annex 2 – Mounting of specimen (1 page)
- Annex 3 – Measurement arrangements (1 page)

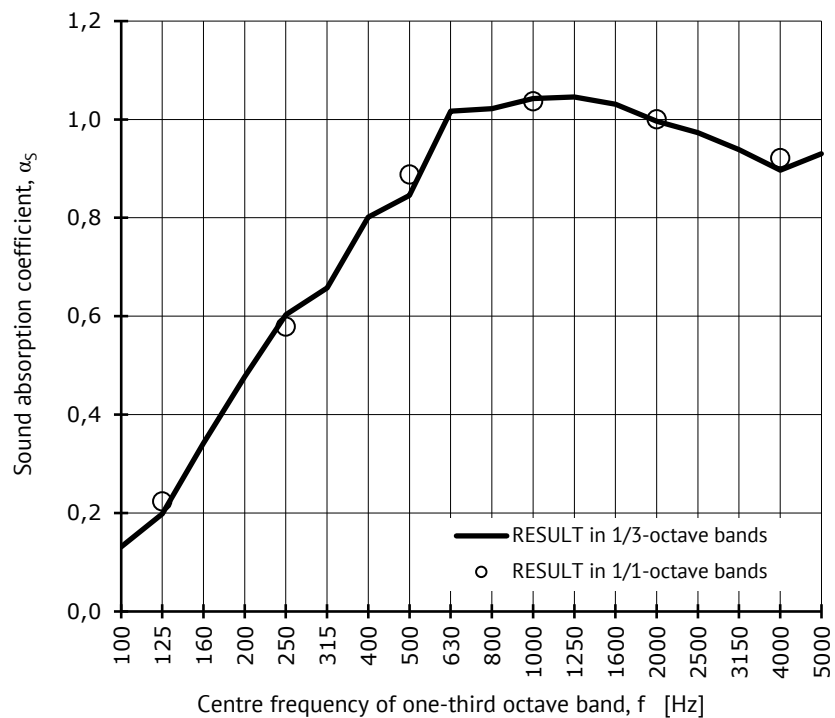
Determination of acoustic absorption coefficient according to ISO 354:2003 in laboratory conditions

Specimen id: **Test A**

Manufacturer: Soften Oy
Client: Soften Oy
Contact person: Sami Helle
Mounting by: Sami Helle
Test laboratory: Turku University of Applied Sciences, Acoustics Laboratory
Jukahaisenkatu 7, 20520 Turku, Finland

Specimen area: 10,9 m² Test room volume: 201 m³
Temperature of test room: 21 20 °C (without / with specimen) Room boundary area: 224 m²
Relative humidity: 80 65 % (without / with specimen) Test date: 24.11.2022
Atmospheric pressure: 102 102 kPa (without / with specimen) Test file identification: t241122a

f (Hz)	1/3 α_s	1/1 α_s	1/1 α_p
100	0,13		
125	0,20	0,22	0,20
160	0,34		
200	0,48		
250	0,60	0,58	0,60
315	0,66		
400	0,80		
500	0,85	0,89	0,90
630	1,02		
800	1,02		
1000	1,04	1,04	1,00
1250	1,05		
1600	1,03		
2000	1,00	1,00	1,00
2500	0,97		
3150	0,94		
4000	0,90	0,92	0,90
5000	0,93		

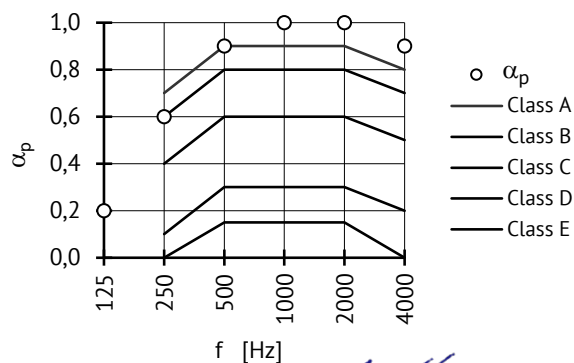


EN ISO 11654:

Weighted sound absorption coefficient α_w
0,90

Absorption class (EN ISO 11654)

A



Jarkko Hakala
Jarkko Hakala

Research Engineer
test performer

ANNEX 3 – MOUNTING OF SPECIMEN

The acoustic panels were mounted on the floor of the reverberation room in conformance with **ISO 354:2003 Annex B, Type A mounting**. The edges of the specimen were covered with 12 mm plywood and sealed with duct tape to the floor.



The acoustic panels mounted on the floor of the reverberation room.

ANNEX 4 – MEASUREMENT ARRANGEMENTS

1 Acoustical measurements

The test signal was produced to the test room using three fixed omnidirectional loudspeakers (6 x Seas W12CY001). The test signal (pink noise) was produced by a real time analyzer (Norsonic 121, serialnr. 31416) and amplified with terminal amplifier (QSC 1300 W USA). The sound pressure level in the reverberation room was measured with the condenser microphone (Bruel&Kjær 4190, serialnr. 2322537) and the pre-amplifier (Bruel&Kjær 2669, serialnr. 2298180).

The reverberation time at third-octave bands was measured with the real time analyzer (Norsonic 121, serialnr. 31416) using 20 dB decay range. All frequency bands were measured using 3 fixed source positions and 4 microphone positions. In every position 3 decays were measured. The total number of reverberation time measurements was 36.

The acoustical measurement equipment fulfilled the following IEC standards and grades of accuracy:

IEC 60651	Sound level meters (replaced by IEC 61672)	type 1
IEC 60804	Integrating sound level meters (replaced by IEC 61672)	type 1
IEC 61260	Octave-band and fractional-octave-band filters	class 1
IEC 60942	Sound level calibrators	class 1

The test laboratory operates in conformance with EN/ISO/IEC 17025.

2 Other measurements

The temperature, the ambient atmospheric pressure and the relative humidity of the measurement room were measured using an environmental measurement device (Thermo Recorder TR-73U, serialnr. E00009). The specimen was weighed with a weighing machine (Vetek TI-500 SL, serialnr. 47359). The dimensions of the specimen were measured with a roll meter (Stanley FatMax).

3 The test room

The reverberation room was equipped with five fixed diffuser panels. The positions were selected randomly in respect with altitude, angle and position. The amount of diffusers and their arrangement fulfills the requirements of Annex A in ISO 354. The reverberation time of the empty reverberation room fulfills the requirements of ISO 354 for 200 m³ test room.

4 The uncertainty of sound absorption coefficient

The uncertainty of reproducibility expresses the differences between the laboratories. The procedure to determine uncertainty of sound absorption coefficient in laboratory tests is defined in standard ISO 12999-2:2020. According to the standard, the reproducibility standard deviation varies within the measured frequency range and depends on the value of sound absorption coefficient (Figure below). The reproducibility standard deviation of the weighted sound absorption coefficient α_w is 0.035.

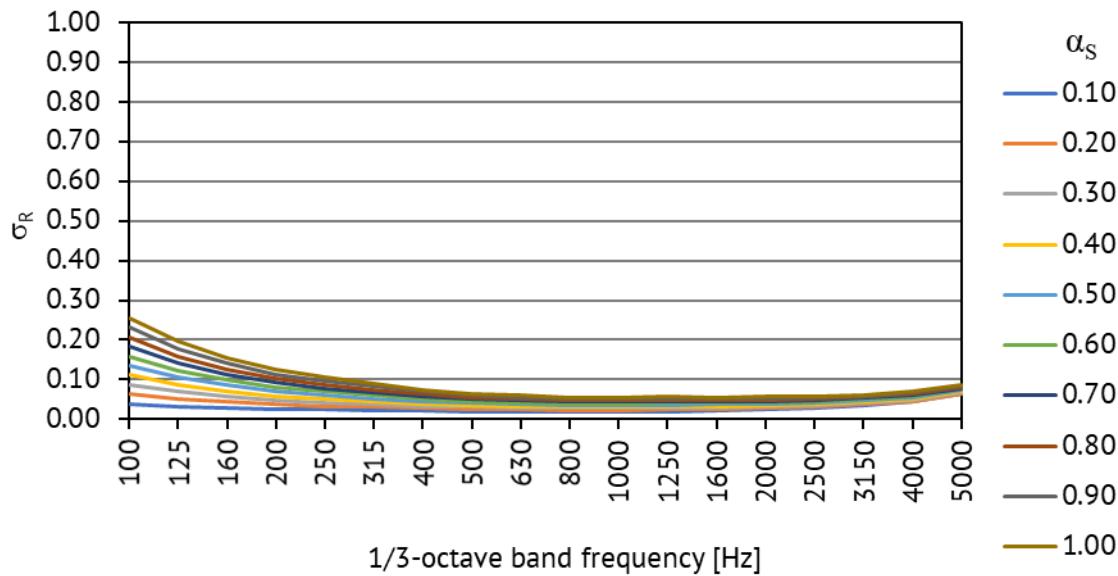


Figure. The reproducibility standard deviation, σ_R , of sound absorption coefficient, α_s , according to ISO 12999-2:2020.

5 References to the ISO standards

Test: ISO 354:2003 (E) Acoustics - Measurement of sound absorption in a reverberation room, International Organization for Standardization, 2003, Genève, Switzerland.

SFS-EN ISO 11654:1997 (E) Acoustics - Sound absorbers for use in buildings - Rating of sound absorption, International Organization for Standardization, 1997, Genève, Switzerland.

SFS-EN ISO 12999-2:2020 (E) Acoustics – Determination and application of measurement uncertainties in building acoustics. Part 2: Sound absorption, International Organization for Standardization, 2020, Genève, Switzerland.